



WWF Arctic Programme Analysis of Circumpolar Arctic
Commercial Fisheries
Doug Chiasson, Senior Specialist Arctic Fisheries, WWF-Canada
CAFF Arctic Biodiversity Congress
October 9, 2018



- WWF: Over 60 National Offices worldwide, active in over 90 countries
- US, Canada, Denmark, Norway, Sweden,



© Kevin Schafer /
WWFRegional



- Report commissioned in 2018, to be released soon (stay tuned!)
- High-level analysis of management regimes, stock status, value chains and potential threats
- Report examines fisheries in the Arctic Ocean and Adjacent Seas



© Quentin Bates / WWFRegional

- 2013 Arctic Biodiversity Assessment makes important observations:
 - marine fish species native to the Arctic are vulnerable to large-scale industrial fishing
 - present-day “Arctic” fisheries primarily target boreal species
- 59 stocks are targeted in the AOAS, 3 Arctic, 6 Arctic- boreal, and 50 boreal
 - This report examines 23 of these commercially-important stocks



© Kevin Schafer / WWFRegional

Fisheries Profile

- Species and fishery
- Total allowable catch (TAC) vs commercial catch
- Catch distribution by gear type
- Landings by national fleet
- State of the stock
- Certification
- Markets
- Value chain

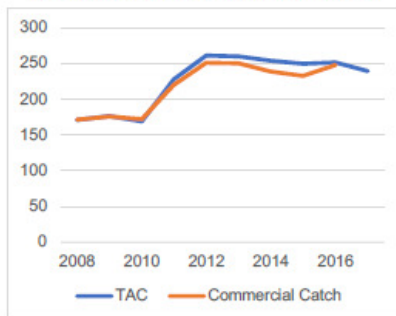


Bering Sea-Aleutian Islands Pacific Cod

Pacific cod (*Gadus macrocephalus*), also known as Alaska cod, is a whitefish harvested in the Pacific Ocean from Alaska to California. The largest concentration of the species is found in the Gulf of Alaska and the Bering Sea-Aleutian Islands (BSAI) region. In 2014, Alaska Pacific cod accounted for nearly one-fifth of total global cod harvest.

Commercial Fisheries

Total Allowable Catch (TAC) vs. Commercial Catch (thousands of tonnes)



<https://www.afsc.noaa.gov/REFM/Docs/2017/EBSpcod.pdf>

TAC and commercial catch increased 35% and 28% respectively from 2010 to 2011 and have remained relatively stable at around 250,000 and 235,000 tonnes. Total catch has been less than the overfishing level since 1993.

Catch Distribution by Gear / Vessel Type (2017)

Area	Longline	Bottom trawl	Pot
BSAI	54%	31%	15%

<https://www.afsc.noaa.gov/REFM/Docs/2017/EBSpcod.pdf>

54% of all Pacific cod harvested in the BSAI region in 2017 was caught by vessels using longlines. The remainder was harvested using trawl (31%) and pots (15%).

Landings by National Fleet (2017)



100% of Pacific Cod harvested in the BSAI region is landed by US fishing vessels. Foreign vessels have not been permitted to conduct directed fishing in the US Exclusive Economic Zone (EEZ) since 1991.

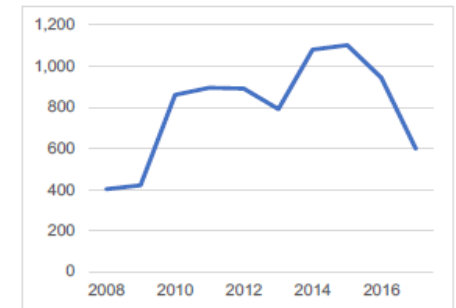


Bering Sea-Aleutian Islands Pacific Cod

State of the Stock

Total BSAI Pacific cod biomass grew from approximately 400,000 tonnes in 2008 to a peak of 1.1 million tonnes in 2015. It has since declined to an estimated 598,000 tonnes (2017)¹.

Spawning Stock Biomass (thousands of tonnes)



SSB	Recruitment
Above target	Strong
Fishing Pressure	Mgmt Quality
Not overfished	High

Based on current reference points, the stock is not overfished or being subject to overfishing. Estimated spawning biomass is above its target level and expected to increase due to several recent strong recruitment years. TAC is consistently set below acceptable biological catch limits.

Fisheries Management

The BSAI Pacific Cod fishery is a groundfish fishery that operates under the Magnuson-Stevens Fishery Conservation and Management Act (MSA), and under the management authority of the North Pacific Fishery Management Council (NPFMC). The fishery is managed under the Gulf of Alaska Groundfish Fishery Management Plan by which TAC is allocated by gear type and processing sector, and under the BSAI Groundfish Fishery Management Plan, which allocates 10.7% of TAC to benefit fishery-dependent communities in western Alaska. The rest is allocated among the various fishing sectors based on gear type, vessel size, and ability to process their catch.

Management Regime	Status
Observer Coverage	Extensive
IUU Activity	Negligible
NPFMC Monitoring / Enforcement	Strong

¹ <https://www.afsc.noaa.gov/REFM/Docs/2017/EBSpcod.pdf>



© Quentin Bates / WWFRegional

Fisheries Management Section

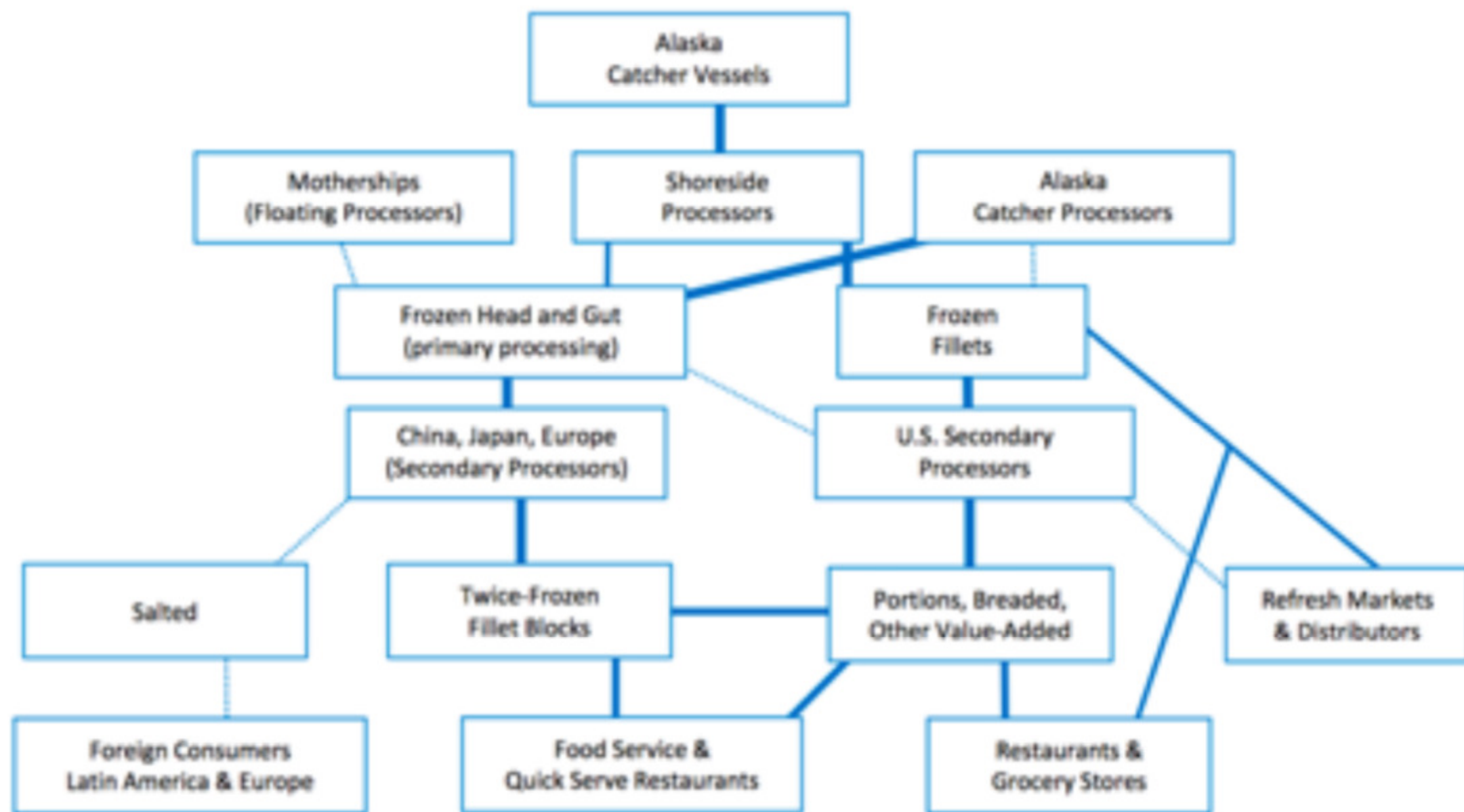
- The name and scope of authority of each national management organization
- Fishery management approaches
- Specific management measures
- Reporting requirements
- Monitoring, control and surveillance (MSC) techniques.
- An overview of fisheries management by each of the four Regional Fisheries Management Organizations (RFMO) in the subject fishing areas.



© Kevin Schafer / WWFRegional

Value Chain Section

- Raw material procurement
- Processing
- Marketing and sales
- Logistics
- Customer service





Cross cutting issues

- **Climate change**
- **Human intervention**
- **Functional biodiversity**



Thank you!